



# DWS Profiling System – Dimension, Weight & Scan

INDUSTRY: Logistics, E-commerce,  
3PL, Warehousing

Solution: Automated Profiling for  
Efficient Parcel Handling

# Why Automated Parcel Profiling is Critical

---

Billing discrepancies with carriers

---


Space wastage in transport and storage

---

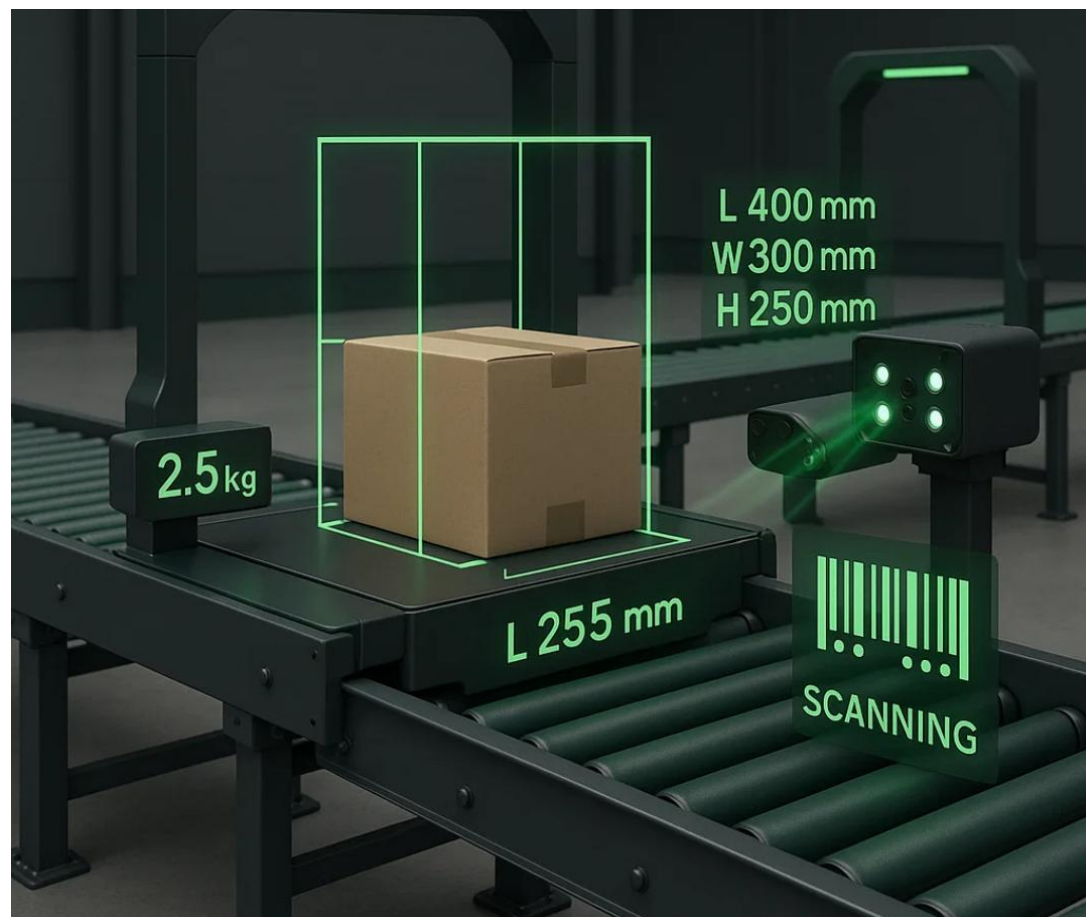
Delivery errors and inefficiencies

---

Our automated DWS system eliminates manual errors, ensures accurate billing, and optimizes space utilization with real-time data.



# What is DWS Profiling?



Automated measurement of:

- Dimensions via sensors or cameras
- Weight via integrated weighing scales
- Barcode Scanning for product identification

All in a single pass on conveyor lines or static setups.

# Key Capabilities



Accurate dimensioning within  $\pm 2$  mm



Precision weighing with calibrated load cells




High-speed barcode scanning with intelligent readers



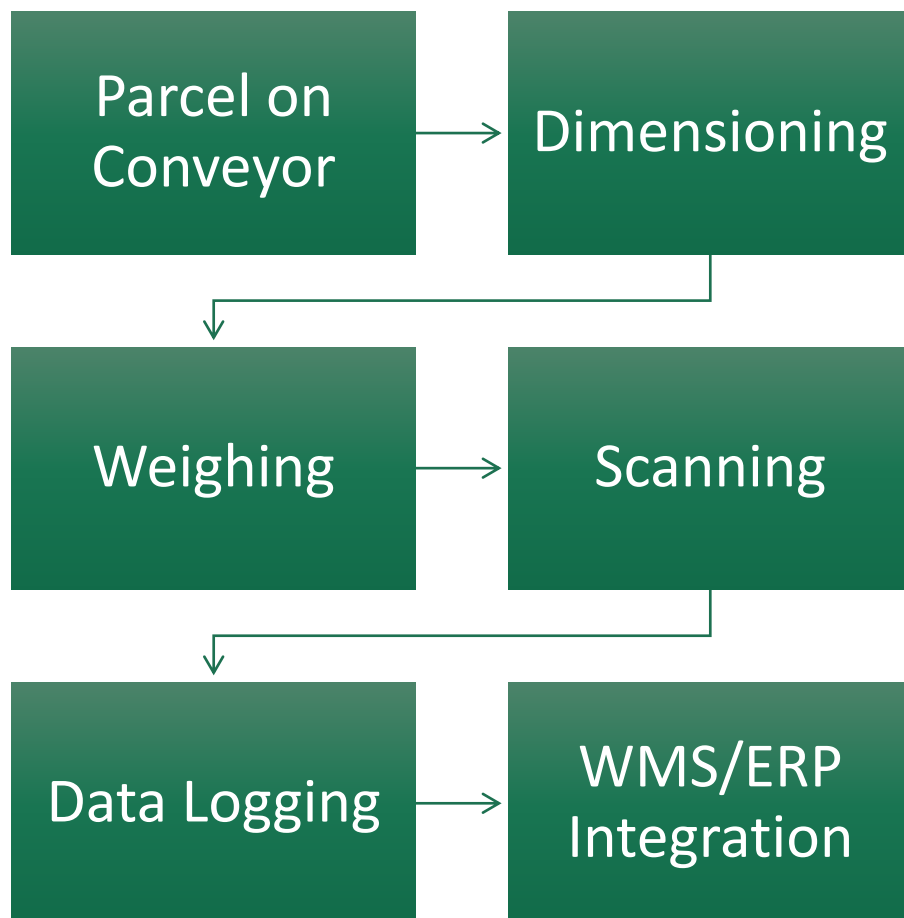
Real-time data logging to WMS/ERP systems

# How Machine Vision & Sensors Work Together

- Structured light or laser sensors capture 3D profiles
- Load cells measure precise weight in motion
- Barcode readers capture SKU or tracking codes
- Data aggregated in milliseconds for immediate action



# Process Flow



Compatible with:

- Conveyor speeds up to 3 m/s
- Varied package shapes and colors
- Integration-ready with existing logistics software

# Hardware & Data Architecture

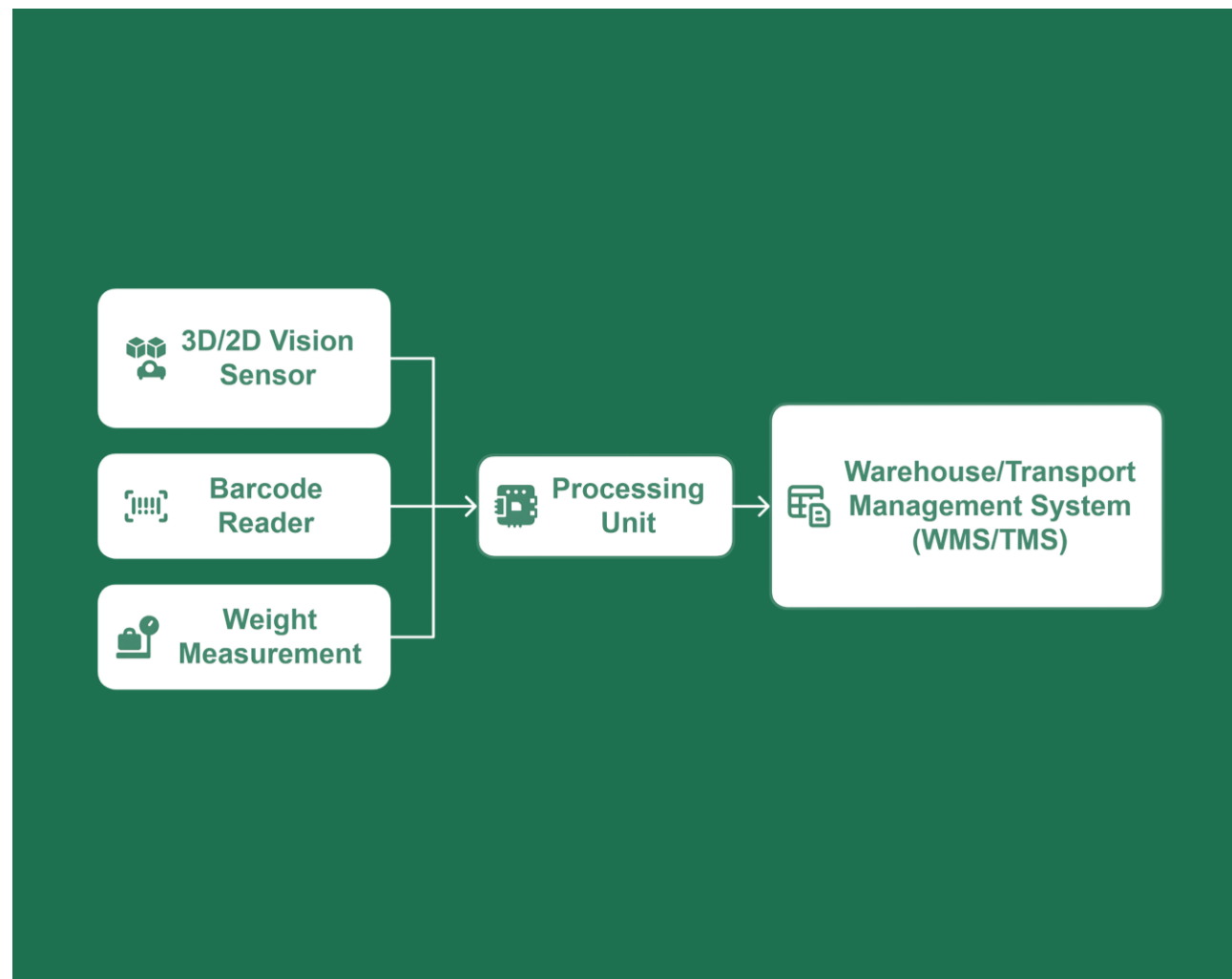
Vision Sensors (3D or 2D)

Industrial Barcode Scanners

Load Cells

Control Panel with Processor

Communication Interface (to WMS/TMS)



# Why Our System is Reliable

Optimized lighting and sensor selection



Handles challenging package surfaces



Minimal calibration downtime



Proven accuracy in high-throughput environments

# Performance Benchmarks

Parameter	Value
Dimension Accuracy	$\pm 2$ mm
Weighing Accuracy	$\pm 50$ gm
Scanning Speed	Up to 20 items/sec
Integration Time	3–5 days

# Deployment Process

01

Site  
assessment &  
process  
mapping

02

Sensor and  
hardware  
calibration

03

Data interface  
customization  
(WMS/ERP)

04

On-site  
validation and  
training

# Where It Works Best



E-commerce Fulfillment Centers




3PL Warehouses



Postal & Courier Hubs




Manufacturing Units



# Optimize Your Logistics Today!

- Ensure Accurate Parcel Data
- Eliminate Manual Profiling Errors
- Increase Throughput & Efficiency
- Book a demo or site consultation today!



[www.associatedengineers.co.in](http://www.associatedengineers.co.in)